


MLF1005VR47JT000



Applications	Commercial Grade
Feature	<div>Shield</div> <div>Magnetic Shield</div> <div>Multilayer</div> <div>Multilayer</div> <div>Ferrite Core</div> <div>Ferrite Core</div>
Series Type	MLF
Status	Production
Brand	TDK



Size	
Length(L)	1.00mm ±0.05mm
Width(W)	0.50mm ±0.05mm
Thickness(T)	0.50mm ±0.05mm
Recommended Land Pattern (A)	0.50mm Nom.
Recommended Land Pattern (B)	0.40mm Nom.
Recommended Land Pattern (C)	0.50mm Nom.

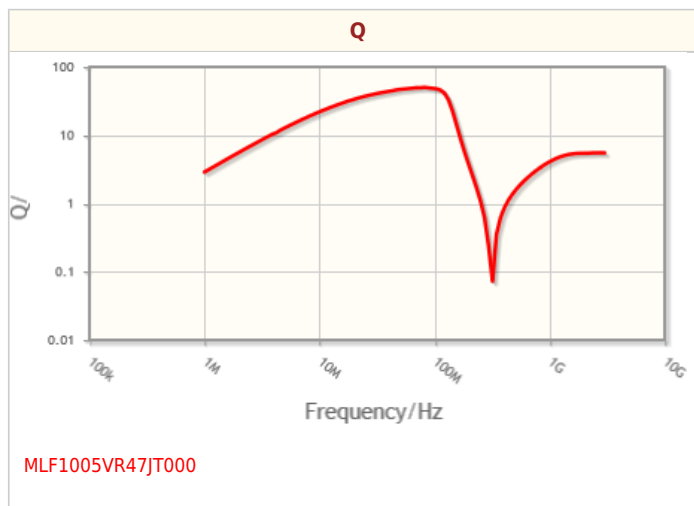
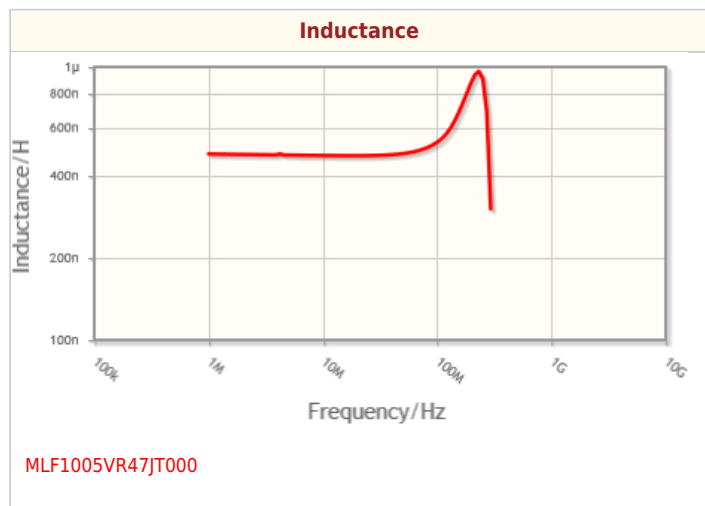
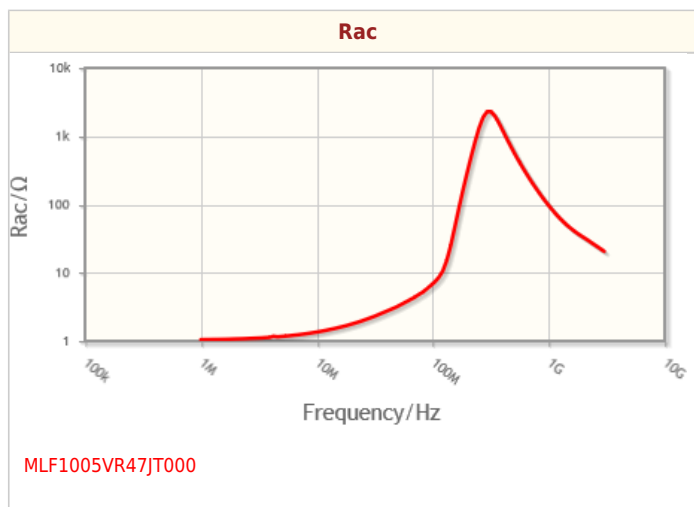
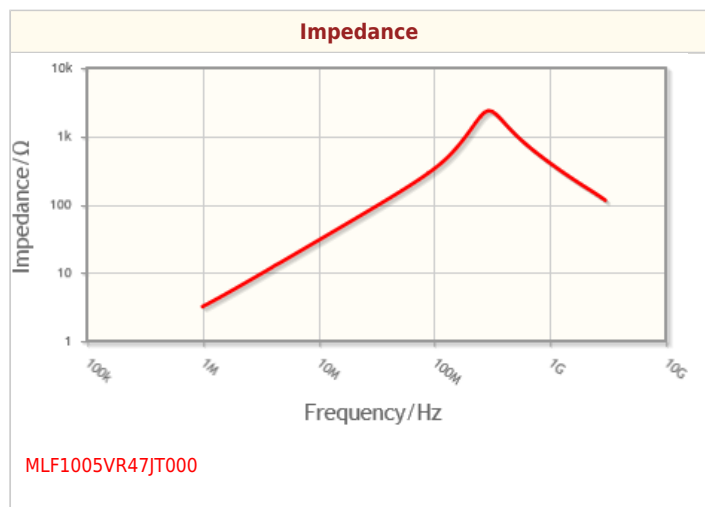
Electrical Characteristics	
Inductance	470nH ±5% at 25MHz
Rated Current (L Change) [Typ.]	
Rated Current (L Change) [Max.]	
Rated Current (Temperature Rise) [Typ.]	
Rated Current (Temperature Rise) [Max.]	120mA
DC Resistance [Typ.]	950mΩ
DC Resistance [Max.]	1.5Ω
Self Resonant Frequency [Min.]	190MHz
Self Resonant Frequency [Typ.]	300MHz
Q [Min.]	15
Q [Typ.]	30

Other	
Operating Temp. Range (Including Self-Temp. Rise)	-55 to 125°C
Soldering Method	Reflow Iron Soldering
AEC-Q200	No
Packing	Punched (Paper)Taping [180mm Reel]
Package Quantity	10000pcs
Weight	0.0012g

! Images are for reference only and show exemplary products.
! This PDF document was created based on the data listed on the TDK Corporation website.
! All specifications are subject to change without notice.



Characteristic Graphs(This is reference data, and does not guarantee the products characteristics.)





Associated Images

